


VC4

LED Video Controller

V1.1.4



Specifications

General

The VC4 video controller is a pure hardware two-in-one controller with simple operation and rich functions. It integrates professional display control technology and powerful video processing capabilities. It supports multi-type interface high-definition input to meet various field needs. It adopts industrial-grade shell, which can adapt to complex operating environment, and is often used in various fixed installation occasions such as shopping malls, hotels, exhibitions, TV studios and so on.

Feature

- The inputs of the VC4 include:
 - 1×DVI
 - 1×HDMI1.3
 - 1×VGA
 - 1×USB
 - 1×CVBS
- 4 Gigabit Ethernet port output, the maximum load is 2.6 million pixels
 - Maximum width 3840 pixels
 - Maximum height 1920 pixels
- Support window position, size adjustment and window interception
- Support one-key switch of input source
- Support external independent audio
- Support DVI, HDMI input resolution preset and custom adjustment
- Three screen zoom modes
 - One-click full screen zoom
 - Pixel-to-pixel display
 - Custom zoom
- The system can be configured using one knob and one button,
- Support the creation of 6 scenes to save as templates, which can be directly recalled for easy use
- Support to connect to central control equipment via RS232 protocol
- Support the adjustment of screen parameters, such as brightness, Gamma, etc.

Appearance description


Front panel



Serial number	Button	Function
1	Power switch	Switch on and off of equipment

Serial number	Button	Function
2	Operation screen	Display the current status of the device and the setting menu
3	Knob	Select menu, adjust parameters and confirm operation
4	Back button	Exit the current menu or cancel the current operation
5	SCALE	Full screen zoom shortcut button
6	Input source	<p>Input source button description:</p> <ul style="list-style-type: none"> • HDMI: HDMI input source button, multiplexed to “▶ ”, during U disk playback, pause or play the file • DVI: DVI input source button, multiplexed to “◀◀”, during U disk playback, select to play the previous file of the current file • VGA: VGA input source button, multiplexed to “▶▶”, during U disk playback, Select to play the next file of the current file • USB: External media playback, U disk playback input source, multiplexed to “■”, during U disk playback, stop playback • EXT: Android card input source button • CVBS: CVBS input source button <p>The state of the signal input source:</p> <ul style="list-style-type: none"> • The light is always on: A signal source is connected and in use • Light flashing: No signal source is connected but the input source is in use • Light is not on: The signal source is not in use

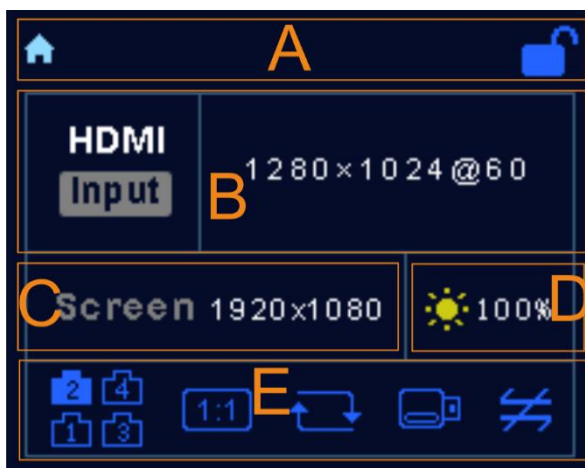
Back panel













Input interface		
Interface	Quantity	Detail
DVI-D	1	VESA standard, maximum support 1920 × 1080@60Hz, support custom resolution. Support HDCP 1.4 and EDID 1.4 Support interlaced signal input
HDMI 1.3	1	HDMI1.3, VESA standard, maximum support 1920 × 1080@60Hz, support custom resolution. Support HDCP 1.4 and EDID 1.4 Support interlaced signal input
VGA	1	Maximum support 1920x1080@60Hz, backward compatible
CVBS	1	PAL/NTSC standard video input
USB (Type A)	1	1×USB 2.0 interface, connect to U disk, support 1080p@30fps video file • U disk file system supports NTFS, FAT32 and FAT16, does not support exFAT

		(FAT64) <ul style="list-style-type: none"> • Picture file formats: jpg, jpeg, png and bmp • Video coding: MPEG1/2, MPEG4, Sorenson H.263, H.263, H.264 (AVC1), H.265 (HEVC), RV30/40, Divx, Xvid • Audio coding: MPEG1/2 Layer I, MPEG1/2 Layer II, MPEG1/2 Layer III, AAC-LC, VORBIS, PCM and FLAC
AUDIO	2	Analog audio input and output
Output Interface		
RJ45 network port	4	4 Gigabit Ethernet output interfaces, connected to the receiving card <ul style="list-style-type: none"> • Maximum load capacity is 2.6 million pixels • Maximum width 3840 pixels • Maximum height 1920 pixels
Control interface		
Network port (RS232)	1	Connect to the central control device
USB (Type B)	1	Connect to the host computer for program upgrade and equipment debugging

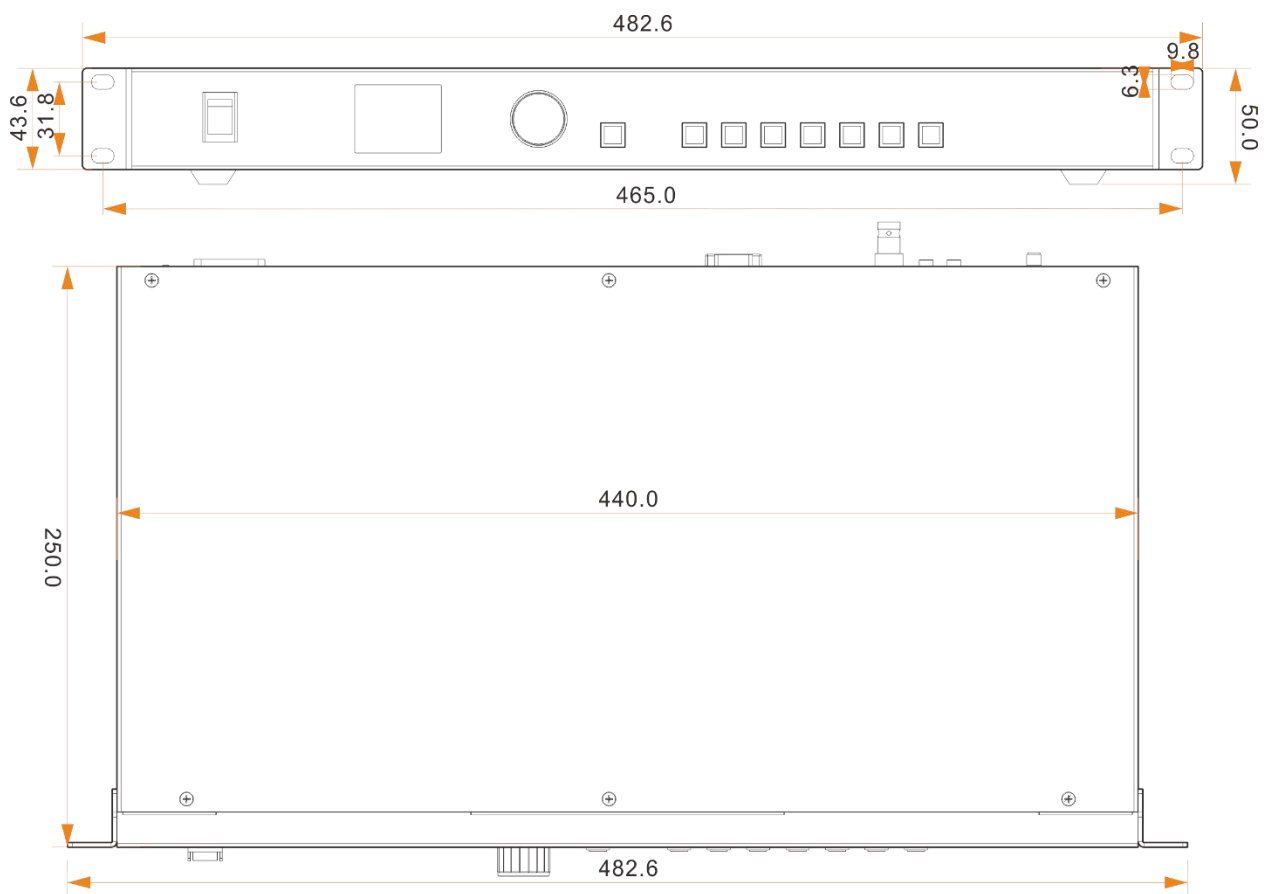
LCD interface



Serial number	Icon	Detail
A		Main interface logo
		The front panel of the device is locked
B	Input	Input source and input resolution
C	Screen	Screen size
D		Output brightness, 0% is the black screen, 100% is the maximum brightness
E		The output network port is not connected to the LED screen
		The output network port has been connected to the LED screen

Serial number	Icon	Detail
		The output network port is used as a hot backup network port
		Enable full screen zoom
		Pixel-to-pixel display
		Output custom zoom
		U disk playback, single file loop playback
		U disk playback, file list sequence playback
		U disk is not inserted
		U disk is connected
		The device and the host computer have been connected through the USB interface
		The device is not connected to the host computer

Physical dimension



tolerance: ± 0.3 unit: mm

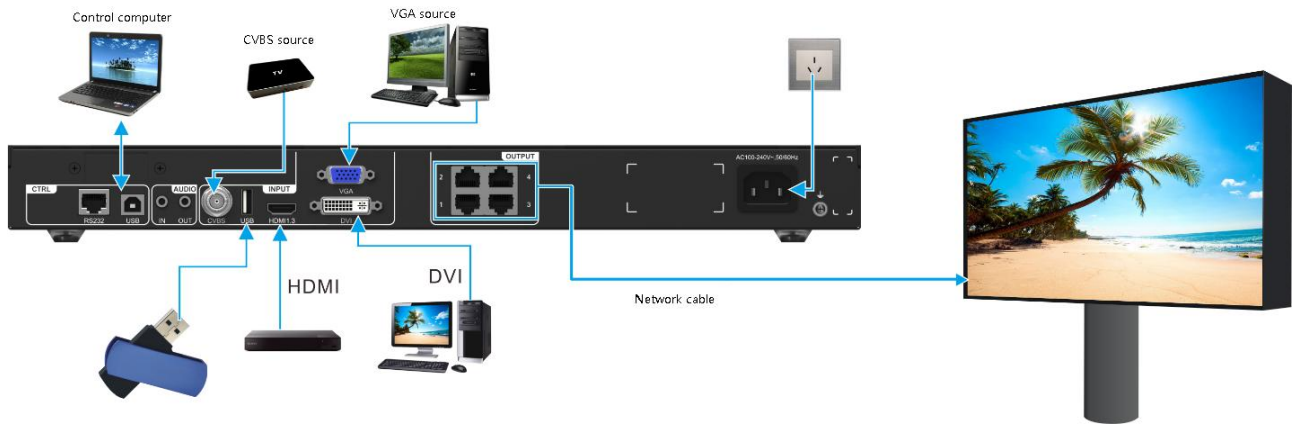
Product specifications

Whole machine specification		
Electrical Specifications	Power connector	AC100-240V~, 50/60Hz
	Whole machine power consumption	25 W
Working environment	Working temperature	-20°C~+60°C
	Working humidity	20%RH~90%RH, No condensation
	Storage humidity	10%RH~95%RH, No condensation
Physical specifications	Size	482.6 mm × 250.0 mm × 50.0 mm
	Weight	2.82 kg
	Total weight	5.1 kg
Single device packaging information	Carton	565 mm × 328 mm × 88 mm
	Accessories	1×power cable, 1×USB cable, 1×DVI cable, 1×HDMI cable
	Big outer box	585 mm × 353 mm × 113 mm
Noise level (typical, 25°C/77°F)		38dB (A)

Video source characteristics

Input interface	Color depth		Maximum input resolution
HDMI 1.3	8bit	RGB4:4:4	1920×1080@60Hz
		YCbCr4:4:4	
		YCbCr4:2:2	
		YCbCr4:2:0	not support
	10bit	RGB4:4:4	1920×1080@60Hz
		YCbCr4:4:4	
		YCbCr4:2:2	
		YCbCr4:2:0	not support
12bit	-	not support	
DVI	8bit	RGB4:4:4	1920×1080@60Hz

Application scenario



TECNOGROUP
LED TECHNOLOGY EXPERTS

Tel: +56 9 5449 1032
Email: contacto@tecnogroup.cl

Casa Matriz
Padre Hurtado Central 580
Las Condes, Santiago de Chile

www.tecnogroup.cl

[@tecnogroup.cl](https://www.instagram.com/tecnogroup.cl) [#tecnogroup.cl](https://www.facebook.com/tecnogroup.cl) [in](https://www.linkedin.com/company/tecnogroup-cl) Tecnogroup Chile

Tel: 833 533 4255
Email: info@tecnogroup.us

Showroom Miami
759 NW. 24th ST.
Miami, FL 33127

www.tecnogroup.us

[@tecnogroup.us](https://www.instagram.com/tecnogroup.us) [#tecnogroup.us](https://www.facebook.com/tecnogroup.us) [in](https://www.linkedin.com/company/tecnogroup-usa) Tecnogroup USA