

MX30

LED Display Controller



Specifications

Change History

Document Version	Release Date	Description
V1.4.1	2024-08-13	Added certification information for UL, CB, PSE.
V1.4.0	2024-06-13	<ul style="list-style-type: none"> The "Layer Setting" in the LCD interface of the device has been renamed to "Layer Parameters". Now, it only shows the parameters without allowing any modifications. Added information for supported receiving card models.
V1.0.1	2023-09-25	<ul style="list-style-type: none"> Added descriptions for low latency. Updated the supported driver ICs for frame rate adaptive.
V1.0.0	2023-02-09	First release

Introduction

The MX30 is an all-in-one LED display controller in the brand-new control system COEX series of Xi'an NovaStar Tech Co., Ltd. (hereinafter referred to as NovaStar). This controller integrates video processing and video control into one box and offers rich video input connectors (HDMI 2.0, HDMI 1.4, DP 1.1 and 3G-SDI), 10x Ethernet output ports and 2x 10G optical ports. It can also work with the brand-new software VMP (Vision Management Platform) to provide a better operation and control experience.

Certifications

CE, FCC, IC, UL, CB, PSE

If the product does not have the relevant certifications required by the countries or regions where it is to be sold, please contact NovaStar to confirm or address the problem. Otherwise, the customer shall be responsible for the legal risks caused or NovaStar has the right to claim compensation.

Features

Inputs and Outputs

- Multiple types of inputs
 - 1x HDMI 2.0 (with loop through)
 - 1x HDMI 1.4 (with loop through)
 - 1x DP 1.1
 - 2x 3G-SDI (with loop through)
- 10-bit and 8-bit video inputs
- 3 types of outputs
 - 10x Gigabit Ethernet ports, load capacity up to 6.5 million pixels
 - 2x 10G optical ports
 - 1x SPDIF digital audio port
- 3 types of controls
 - 1x Genlock signal input (with loop through)
 - 2x Ethernet control ports
 - 1x Auxiliary port

Advanced Features

- 3 independent layers
Support up to 3 layers and layer priority adjustment in Z order.
- Image scaling
Support 4 image scaling modes: custom, pixel to pixel, snap to canvas and fill screen.

- 14Ch Color Correction
Support precise adjustment to hue, saturation and brightness of black, white and the 12 derived standard colors of the red, green and blue primary colors.
 - Full Grayscale Calibration
Work with NovaStar's high-precision calibration system and the C3200 scientific grade camera to generate unique calibration coefficients for each grayscale, ensuring uniformity of each grayscale and dramatically improving the image quality.
 - HDR
 - Support HDR10 and comply with the SMPTE ST 2084 and SMPTE ST 2086 standards.
 - Support HLG.
 - Latency
 - Support low latency and the controller load capacity is not reduced. The latency at the controller is 0 frame (less than 1 ms) in Send-Only Controller working mode and 1 frame in All-In-One Controller working mode.
 - Support additional latency. Zero to two frames of latency can be added at the controller.
 - Preset
- For optimal display in various scenarios, users can adjust display parameters such as layers, brightness, color temperature, and gamma ahead of time and save them as presets. Users can save up to 128 customizable presets which can be easily applied or switched with just one click.
- No rectangle restriction
No rectangle restriction for irregular screens. When calculating resolutions, blank pixels do not count towards the total capacity. The used load capacity of Ethernet ports is the sum of the pixels of all cabinets.
 - Frame Rate Adaptive
Automatically adapt to video inputs with different frame rates ranging from 23.98 Hz to 240 Hz, and support the automatic calculation of optimal screen parameters based on the input source's frame rate. This ensures that the brightness deviation of the screen remains within 5% across different frame rates. It also supports precise frame rate adjustment in 0.01 Hz increments.
 - Two working modes
Support the All-In-One Controller and Send-Only Controller working modes.
 - In the Send-Only Controller mode, the latency can be reduced by one frame.
 - In the All-In-One Controller mode, the layer and scaling functions are available.

Device Controls

- VMP software control
The device can be connected to the VMP software to provide easy and convenient operations and smart device management.
- SNMP and Art-Net protocols supported
- Cascading control via Ethernet
The Gigabit Ethernet control ports support TCP/IP protocol and star topology. No switch or router is needed to deploy multiple devices on the same LAN via device cascading as the network switching function is already built in.
- Display system monitoring
Hardware monitoring capabilities that encompass fan speed, module temperatures, voltage levels, and operational status. It automatically detects and reports any device faults or alarm information, ensuring real-time monitoring of the LED screen's operational status.

Table 1-1 Function Limitations

Function	Limitation
Frame Rate Adaptive	To use this function, it is required to pair with the A10s Pro receiving card and specific driver ICs (for detailed IC models, please see the product specifications on the NovaStar website at https://www.novastar.tech/). Additionally, you must use the Cabinet Tool provided by NovaStar to adjust the driver IC parameters for different frame rates, which will generate the required NCP file.
Full Grayscale Calibration	It is required to work with the A10s Pro receiving card and users need to use a C3200 camera to perform full-grayscale calibration.

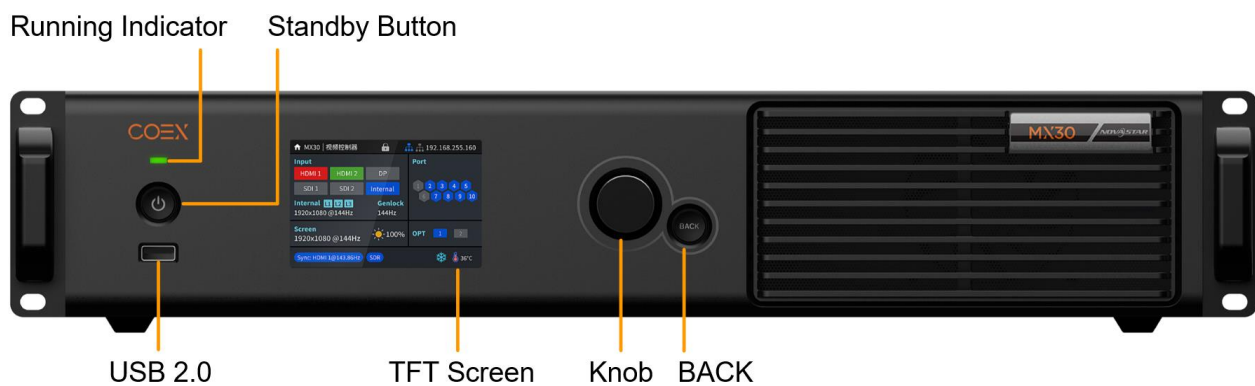
Low Latency	Low Latency cannot be enabled simultaneously with Genlock. Moreover, it is recommended to ensure all Ethernet ports load the cabinets vertically and share the same Y coordinate (all set to 0) when Low Latency is enabled.
HDR	Using the HDR function reduces the MX30 load capacity by less than half if the MX30 works with the A10s Pro receiving card. For details, see the Ethernet Port Load Capacity section.

Table 1-2 Supported Receiving Card Models

Receiving Card Model	Supported
A5s Plus	Yes
A7s Plus	Yes
A8s and its series	Yes
A8s-N	Yes
A8s Pro and its series	Yes
A10s Pro and its series	Yes

Appearance

Front Panel



Name	Description
Running Indicator	<ul style="list-style-type: none"> • Solid red: Standby • Solid blue: The device is being started. • Solid green: The device is running normally. • Flashing red: The device is running abnormally.
Standby Button	<ul style="list-style-type: none"> • Press the button to power on or power off the device. • Hold down the button for 5s or longer to restart the device.
USB 2.0	<ul style="list-style-type: none"> • Connect to a USB drive only to export the device diagnostic result. • Only the NTFS and FAT32 file systems are supported. Others are not supported.
TFT Screen	A 3.5-inch screen to display the device status, menus, submenus and messages for parameter settings
Knob	<ul style="list-style-type: none"> • On the home screen, press the knob to enter the main menu screen.

Name	Description
	<ul style="list-style-type: none"> On the main menu screen, rotate the knob to select a menu item or adjust the parameter value. Press the knob to confirm the operation. Hold down the knob and BACK button simultaneously for 5s or longer to lock or unlock the buttons.
BACK	Go back to the previous menu or cancel the current operation.

Rear Panel



Inputs			
Type	Qty	Description	
HDMI 2.0-1 IN	1	Resolutions	Max resolution: 4096x2160@60Hz (Forced) Min resolution: 800x600@60Hz
		Max width/height (Forced)	Max width: 8192 pixels (8192x1080@60Hz) Max height: 7680 pixels (1080x7680@60Hz)
		Frame rates	23.98 / 24 / 25 / 29.97 / 30 / 47.95 / 48 / 50 / 59.94 / 60 / 72 / 75 / 85 / 100 / 119.88 / 120 / 143.86 / 144 / 240 Hz
		HDR	Support HDR10 and comply with the SMPTE ST 2084 and SMPTE ST 2086 standards. Support HLG.
		EDID management	Support standard resolutions, up to 3840x2160@60Hz. Support custom input resolutions.
		HDCP	HDCP 2.2 compliant, backwards compatible with HDCP 1.4/HDCP 1.3.
		Interlaced signal inputs	Not supported
HDMI 1.4-2 IN	1	Resolutions	Max resolution: 4096x1080@60Hz (Forced) Min resolution: 800x600@60Hz
		Max width/height (Forced)	Max width: 4096 pixels (4096x1080@60Hz) Max height: 4096 pixels (1080x4096@60Hz)
		Frame rates	23.98 / 24 / 25 / 29.97 / 30 / 47.95 / 48 / 50 / 59.94 / 60 / 72 / 75 / 85 / 100 / 119.88 / 120 / 143.86 / 144 / 240 Hz
		EDID management	Support standard resolutions, up to 3840x1080@60Hz. Support custom input resolutions.

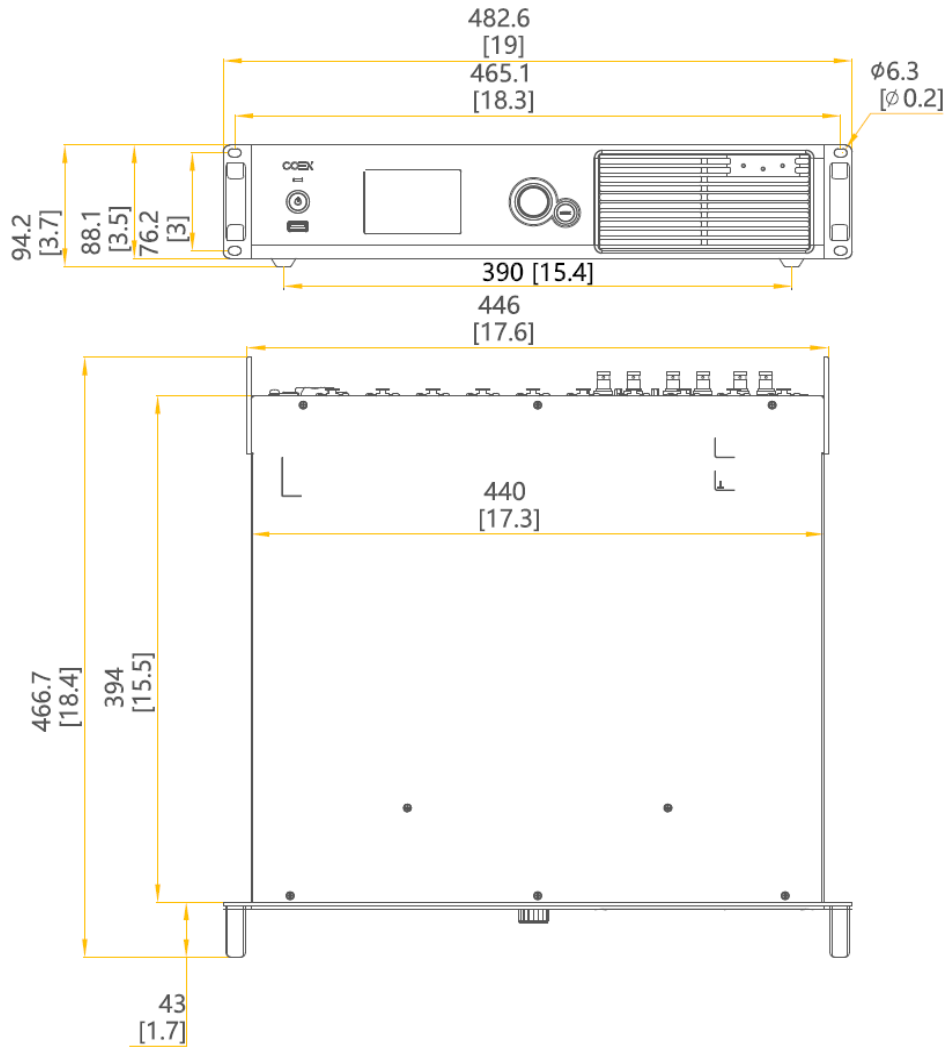
		HDCP	HDCP 2.2 compliant, backwards compatible with HDCP 1.4/HDCP 1.3.
		Interlaced signal inputs	Not supported
DP 1.1	1	Resolutions	Max resolution: 4096×1080@60Hz (Forced) Min resolution: 800×600@60Hz
		Max width/height (Forced)	Max width: 4096 pixels (4096×1080@60Hz) Max height: 4096 pixels (1080×4096@60Hz)
		Frame rates	23.98 / 24 / 25 / 29.97 / 30 / 47.95 / 48 / 50 / 59.94 / 60 / 72 / 75 / 85 / 100 / 119.88 / 120 / 143.86 / 144 / 240 Hz
		EDID management	Support standard resolutions, up to 3840×1080@60Hz. Support custom input resolutions.
		HDCP	HDCP 2.2 compliant, backwards compatible with HDCP 1.4/HDCP 1.3.
		Interlaced signal inputs	Not supported
3G-SDI IN	2	Standards	Support ST-424 (3G), ST-292 (HD) and ST-259 (SD) standard video inputs. Support 3G-Level A/Level B (DS mode).
		Resolutions	Max resolution: 1920×1080@60Hz
		Frame rates	23.98/24/25/29.97/30/47.95/48/50/59.94/60 Hz
		Interlaced signal inputs	Support MQ level deinterlacing. The interlaced signals will be automatically detected and converted to progressive signals.
Outputs			
Type	Qty	Description	
1–10	10	<p>Gigabit Ethernet output ports. Support hot backup between Ethernet ports.</p> <ul style="list-style-type: none"> • Max device load capacity: 6.5 million pixels • The maximum load capacity per Ethernet port is as follows. For details, see the Ethernet Port Load Capacity section. <ul style="list-style-type: none"> – 8bit@60Hz: 659,722 pixels – 10bit@60Hz: 329,861 pixels. When the controller works with the A10s Pro receiving card, the capacity can be up to 494,791 pixels. 	
OPT 1–2	2	<p>10G optical output ports</p> <ul style="list-style-type: none"> • OPT 1 transmits the data of Ethernet ports 1 to 10. • OPT 2 is the copy channel of OPT 1. 	
HDMI 2.0-1 LOOP	1	HDMI loop through. Up to 8 devices can be cabled in one loop.	
HDMI 1.4-2 LOOP	1		
3G-SDI LOOP	2	SDI loop through. Up to 8 devices can be cabled in one loop.	
SPDIF OUT	1	A digital audio output (Reserved)	

Controls		
Type	Qty	Description
ETHERNET	2	Gigabit Ethernet control ports. Support TCP/IP protocol and star topology. They have the same functions without priority and order, and can be connected to VMP software. No switch or router is needed to deploy multiple devices on the same LAN via device cascading as the network switching function is already built in. Up to 20 MX30 devices can be cascaded.
GENLOCK	1	A pair of Genlock signal connectors. Support Bi-Level, Tri-Level, and Blackburst. <ul style="list-style-type: none"> • IN: Accept the sync signal. • LOOP: Loop the sync signal. The Genlock input signal supports a frame rate range from 23.98 Hz to 60 Hz. For standard Genlock signal generators, up to 20 MX30 devices can be cascaded.
AUX	1	An auxiliary port that connects to the central control device (RS232) (Reserved)
Power		
100-240V~, 50/60Hz, 2-0.8A	1	An AC power input connector and switch

 **Note**

The maximum input resolution and maximum width and height of HDMI and DP connectors must be obtained by setting the graphics card.

Dimensions



Tolerance: ± 0.3 [± 0.012] Unit: mm [inch]

Product Specifications

Electrical Specifications	Power input	100-240V~, 50/60Hz, 2-0.8A
	Max power consumption	55 W
Operating Environment	Temperature	-20°C to +50°C
	Humidity	0% RH to 80% RH, non-condensing
Storage Environment	Temperature	-30°C to +80°C
	Humidity	0% RH to 95% RH, non-condensing
Physical Specifications	Dimensions	482.6 mm x 94.2 mm x 466.7 mm
	Net weight	7.2 kg
	Gross weight	10.2 kg

Note: It is the total weight of the product, accessories, and packing materials packed according to the packing specifications.

Packing Information	Packing box	660.0 mm × 570.0 mm × 210.0 mm, kraft paper box
	Accessory box	408.0 mm × 290.0 mm × 50.0 mm, white cardboard box
	Accessories	<ul style="list-style-type: none"> • 1x Power cord • 1x Ethernet cable • 1x HDMI cable • 1x DP cable • 1x Certificate of Approval
IP Rating	IP20 Please prevent the product from water intrusion and do not wet or wash the product.	

The amount of power consumption may vary depending on various factors such as product settings, usage, and environment.

Video Source Specifications

Input	Resolution		Color Space	Sampling	Bit Depth	Integer Frame Rate (Hz)
HDMI 2.0-1	4K	4096×2160 (Forced)	RGB / YCbCr	4:4:4	10bit	24/25/30/48/50
					8bit	24/25/30/48/50/60
			YCbCr	4:2:2	8/10bit	
		3840×2160	RGB / YCbCr	4:4:4	10bit	24/25/30/48/50
					8bit	24/25/30/48/50/60
			YCbCr	4:2:2	8/10bit	
	2K1K	2560×1440	RGB / YCbCr	4:4:4	10bit	24/25/30/48/50/60/75/100
					8bit	24/25/30/48/50/60/75/100/120
			YCbCr	4:2:2	8/10bit	
		1920×1080	RGB / YCbCr	4:4:4	10bit	24/25/30/48/50/60/72/75/100/120/144
					8bit	24/25/30/48/50/60/72/75/100/120/144/240
			YCbCr	4:2:2	8/10bit	(240 Hz needs to be forced)
HDMI 1.4-1	4K	4096×2160 (Forced)	RGB / YCbCr	4:4:4	10bit	24/25
					8bit	24/25/30
			YCbCr	4:2:2	8/10bit	
		3840×2160	RGB / YCbCr	4:4:4	10bit	24/25/30
					8bit	
			YCbCr	4:2:2	8/10bit	
	2K1K	2560×1440	RGB /	4:4:4	10bit	24/25/30/48/50/60

Input	Resolution		Color Space	Sampling	Bit Depth	Integer Frame Rate (Hz)
			YCbCr		8bit	24/25/30/48/50/60/75
			YCbCr	4:2:2	8/10bit	
		1920x1080	RGB / YCbCr	4:4:4	10bit	24/25/30/48/50/60/72/75/100
			YCbCr	4:2:2	8bit	24/25/30/48/50/60/72/75/100/120
DP 1.1	4K	4096x2160 (Forced)	RGB / YCbCr	4:4:4	10bit	24/25/30
			YCbCr	4:2:2	8bit	
			YCbCr	4:2:2	8/10bit	
		3840x2160	RGB / YCbCr	4:4:4	10bit	24/25/30
			YCbCr	4:2:2	8bit	
			YCbCr	4:2:2	8/10bit	
	2K1K	2560x1440	RGB / YCbCr	4:4:4	10bit	24/25/30/48/50/60
			YCbCr	4:2:2	8bit	
			YCbCr	4:2:2	8/10bit	
		1920x1080	RGB / YCbCr	4:4:4	10bit	24/25/30/48/50/60/72/75/100/120
			YCbCr	4:2:2	8bit	
			YCbCr	4:2:2	8/10bit	
3G-SDI	2K1K	2048x1080	YCbCr	4:2:2	10bit	24/25/30/48/50/60
		1920x1080				

Note

The table above only displays a selection of common resolutions and integer frame rates. Decimal frame rates are also supported, allowing for automatic frame rate adaptation from the highest frame rate of each resolution down to 23.98/29.97/47.95/59.94/71.93/119.88/143.86 Hz.

Ethernet Port Load Capacity

When Working with A10s Pro Receiving Card

The formula of calculating the load capacity per Ethernet port and the detailed parameters are as follows.

- 8bit: Load capacity $\times 24 \times \text{Frame rate} < 1000 \times 1000 \times 1000 \times 0.95$
- 10bit: Load capacity $\times 32 \times \text{Frame rate} < 1000 \times 1000 \times 1000 \times 0.95$

Max Load Capacity per Ethernet Port (Pixels)		
Frame Rate / Bit Depth	8bit	10bit
24 Hz	1,649,305.556	1,236,979

25 Hz	1,583,333	1,187,500
30 Hz	1,319,444	989,583
50 Hz	791,667	593,750
60 Hz	659,722	494,792
120 Hz	329,861	247,396
144 Hz	274,884	206,163
240 Hz	164,931	123,698

When Working with Other Armor Series Receiving Cards

The formula of calculating the load capacity per Ethernet port and the detailed parameters are as follows.

- 8bit: Load capacity $\times 24 \times \text{Frame rate} < 1000 \times 1000 \times 1000 \times 0.95$
- 10bit: Load capacity $\times 48 \times \text{Frame rate} < 1000 \times 1000 \times 1000 \times 0.95$

Max Load Capacity per Ethernet Port (Pixels)		
Frame Rate / Bit Depth	8bit	10bit
24 Hz	1,649,305.556	824,653
25 Hz	1,583,333	791,667
30 Hz	1,319,444	659,722
50 Hz	791,667	395,833
60 Hz	659,722	329,861
120 Hz	329,861	164,931
144 Hz	274,884	137,442
240 Hz	164,931	82,465

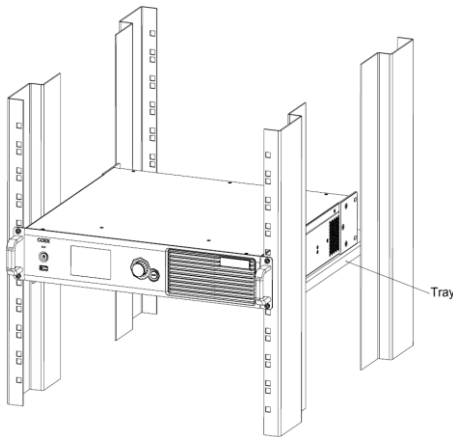
Notes and Cautions

Notes for Battery

- The battery is not intended to be replaced.
- Disposal of a battery into fire or a hot oven, or mechanically crushing or cutting of a battery can result in an explosion.
- Leaving a battery in an extremely high temperature surrounding environment can result in an explosion or the leakage of flammable liquid or gas.
- A battery subjected to extremely low air pressure may result in an explosion or the leakage of flammable liquid or gas.

Notes for Installation

When the product needs to be installed on the rack, 4 screws at least M5*12 should be used to fix it. The rack for installation shall bear at least 28.8kg weight.



- Elevated Operating Ambient - If installed in a closed or multi-unit rack assembly, the operating ambient temperature of the rack environment may be greater than room ambient. Therefore, consideration should be given to installing the equipment in an environment compatible with the maximum ambient temperature (T_{ma}) specified by the manufacturer.
- Reduced Air Flow – Installation of the equipment in a rack should be such that the amount of air flow required for safe operation of the equipment is not compromised.
- Mechanical Loading – Mounting of the equipment in the rack should be such that a hazardous condition is not achieved due to uneven mechanical loading.
- Circuit Overloading – Consideration should be given to the connection of the equipment to the supply circuit and the effect that overloading of the circuits might have on overcurrent protection and supply wiring. Appropriate consideration of equipment nameplate ratings should be used when addressing this concern.
- Reliable Earthing – Reliable earthing of rack-mounted equipment should be maintained. Particular attention should be given to supply connections other than direct connections to the branch circuit (e.g. use of power strips).

FCC Caution

Any changes or modifications not expressly approved by the party responsible for compliance could void the user's authority to operate the equipment.

This device complies with part 15 of the FCC Rules. Operation is subject to the following two conditions: (1) This device may not cause harmful interference, and (2) this device must accept any interference received, including interference that may cause undesired operation.

Note: This equipment has been tested and found to comply with the limits for a Class A digital device, pursuant to part 15 of the FCC Rules. These limits are designed to provide reasonable protection against harmful interference when the equipment is operated in a commercial environment. This equipment generates, uses, and can radiate radio frequency energy and, if not installed and used in accordance with the instruction manual, may cause harmful interference to radio communications. Operation of this equipment in a residential area is likely to cause harmful interference in which case the user will be required to correct the interference at his own expense.

Others

This product can only be placed horizontally. Do not mount vertically or upside-down.

This is Class A product. In a domestic environment, this product may cause radio interference in which case the user may be required to take adequate measures.

TECNOGROUP
LED TECHNOLOGY EXPERTS

Tel: +56 9 5449 1032
Email: contacto@tecnogroup.cl

Casa Matriz
Padre Hurtado Central 580
Las Condes, Santiago de Chile

www.tecnogroup.cl

 @tecnogroup.cl  #tecnogroup.cl  Tecnogroup Chile

Tel: 833 533 4255
Email: info@tecnogroup.us

Showroom Miami
759 NW. 24th ST.
Miami, FL 33127

www.tecnogroup.us

 @tecnogroup.us  #tecnogroup.us  Tecnogroup USA